



ANNUAL FINANCIAL REPORT

Dear Parishioners,

As we reflect on this past fiscal year, I want to express my deep gratitude for your generous support and faithful stewardship. Your financial gifts have sustained our parish community and made it possible for us to continue living out our mission through worship, ministry, outreach, and education.

We are truly blessed by your commitment. Each contribution plays a vital role in maintaining the daily life of our parishes, caring for our facilities, and supporting our programs and staff. Your generosity is a living expression of your faith and love for the Church.

Enclosed, you will find the financial report for our parishes. It highlights both the blessings we've received and the challenges we currently face. Like many households and organizations, we are navigating the impact of rising costs; utilities, insurance, supplies, and maintenance continue to climb.

At the same time, declining contributions overall are a growing concern. This creates a strain on our ability to cover school deficits and maintain balanced parish operations. Unless broader participation takes root, the long-term sustainability of our schools and programs could be at risk.

But there is good news: if every family gives according to their means, we can ensure a strong and thriving future for our children. Stewardship is not about equal giving, but equal sacrifice. Every gift matters.

With these growing needs in mind, I ask you to prayerfully consider how you might continue, or even increase, your support in the coming year.

- If you are not currently giving regularly, consider beginning with a modest weekly offering.
- If you already give, could you increase your gift by just \$5 or \$10 a week?
- And if you haven't yet signed up for online giving, I encourage you to do so; it's a simple, consistent, and secure way to support our parishes and schools.

Small steps, taken together, make a tremendous difference.

Thank you for all you do for our parish family. Your prayer, presence, service, and sacrificial giving reflect the true heart of discipleship. May God bless you and your loved ones abundantly for your continued support.

In Christ,

Rev. Donald Siciliano

Rev Donald Siciliano, Pastor

Dear Parishioners,

This document contains the annual financial reports for the Divine Mercy Family of Parishes for the past fiscal year. These were reviewed by Parish Council, and detailed reports were reviewed and approved by each parish Finance Council. They show actual revenues and expenses for July 2024-June 2025 compared to budget, the previous year's totals, and the new budget for 2025-2026. In April 2025, all parishes successfully completed financial reviews with Archdiocesan auditors covering January 2024 through February 2025.

Financial Results

- **St. Jude** and **St. Joseph** ended last year **above budget**. **Visitation** ended **below budget** and **below the prior year**, mainly due to lower contributions and festival profits.
- July-Aug 2025 contributions compared to 2024: down \$45,000 at Visitation, down \$16,000 at St. Jude, up \$22,000 at St. Joseph.

School Deficits

- In 2024–2025, parish support covered deficits of (\$385,000) at Visitation and (\$80,000) at St. Jude. 2025-2026 budgeted deficits are (\$360,000) at Visitation and (\$129,000) at St. Jude.
- Costs to retain and recruit qualified teachers and maintain buildings continue to rise.
- **46% of school families at Visitation and 36% at St. Jude contribute \$0; some Visitation families have reduced giving to \$1 a week.**
- Increases in tuition and fees including EdChoice have raised revenues and lowered deficits, but active parishioner scholarships reduce net tuition received.
- EdChoice pays 100% of the tuition for 48% of Visitation students and 59% at St. Jude.

Shared Expenses

- Salaries/benefits are fully paid by each school for its staff, and by each parish for its staff.
- Salaries/benefits and other expenses serving all parishes are allocated by registered families: 54% Visitation, 30% St. Jude, 16% St. Joseph.
- Staff supporting both schools are split 50/50. Accounting and operations staff are split 50% between Visitation and St. Jude schools and 50% among the parishes by the percentages above.

Concerning Trend at Visitation

Declining contributions at Visitation in particular are a serious concern. If this continues, the parish will not be able to cover school deficits, operating balances will decline, and the sustainability of our school will be at risk. Parish schools cannot exist apart from their parishes. Without greater participation, we risk losing what earlier generations sacrificed to build. **As a result, if this trend continues, we project an estimated \$500 increase to student fees at Visitation (\$750 total) to offset the lack of contributions.**

Our Call Together

Your giving is an act of gratitude to God which sustains parish ministries and strengthens the education of our children. Maintaining an excellent Catholic education for the children of our parish families must remain a mission we support. We all need to do our part. If every parish family, including school families, contributed, together with the generosity of those already giving, our parishes and schools would thrive and grow.

Thank you for your faith, generosity, and commitment to the future of our parishes and schools. May God bless you and your families in the year ahead.

Divine Mercy Family Finance Department:
 Heidi Heinrich, Leslee House, and Ken Schultz
 Parish Finance Council Members:
 St. Joseph - Tom Mendel, Skip Roos, Mark Weber
 St. Jude - Rob Moeddel, Gina Hafner, Jack Steffen
 Visitation - Don Mellott, Jr., Ben Coffaro, Mike Harman



ACTUAL FYE June 30, 2025	BUDGET FYE June 30, 2025	ACTUAL FYE June 30, 2024	BUDGET FYE June 30, 2026
-----------------------------	-----------------------------	-----------------------------	-----------------------------

Church Revenues:

Sunday & Holyday Collections	\$ 661,052	\$ 640,000	\$ 655,138	\$ 660,000
Fundraising Income net of Expenses	7,367	4,000	4,969	6,000
Bulletin Rebates	3,000	-	-	-
Stock Gifts / Bequests / Donations	23,743	16,000	17,512	18,000
Religious Formation Fees	2,642	3,600	635	3,000
Rebate - Catholic Community & CMA	4,557	4,000	19,790	-
Interest Income	1,150	-	34	2,000
Total Church Revenues	\$ 703,511	\$ 667,600	\$ 698,078	\$ 689,000

Church Expenses:

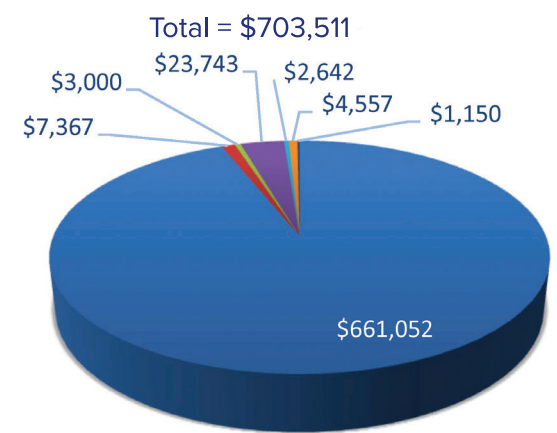
Salaries & Benefits	\$ 360,382	\$ 364,580	\$ 393,031	\$ 379,570
Office-Rectory- Church	49,066	52,620	44,784	53,850
Assessments	68,286	62,000	56,868	68,290
Religious Formation Expenses	7,013	6,400	3,985	6,800
Plant Expenses & Utilities	115,545	92,000	97,712	109,020
Extraordinary Repairs & Improvements	38,570	35,000	-	40,320
Total Church Expenses	\$ 638,862	\$ 612,600	\$ 596,380	\$ 657,850

Church Revenues less Expenses

\$ 64,649	\$ 55,000	\$ 101,698	\$ 31,150
------------------	------------------	-------------------	------------------

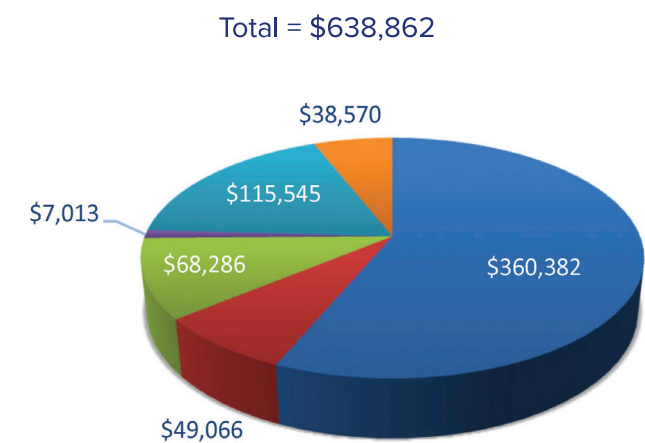
- **Revenues exceeded expenses for 2024-2025 by \$64,649.** Higher than the \$55,000 budgeted.
- Expenses consistent with the budget but higher than the previous year. Extraordinary repairs and improvements including \$30,626 for a new air conditioning unit.
- Budget for 2025-2026 includes higher expenses: salaries and benefits and repairs for a second air conditioning unit which requires replacement.
- Collections and other donations increased significantly by \$84,300 from 2022-2023 to 2023-2024 but only by \$12,100 for 2024-2025.
- Collections will need to increase to cover increasing costs including major repairs and to continue to build up the Parish's operating cash balances.

ST JOSEPH CHURCH REVENUE



- Sunday & Holyday Collections
- Bulletin Rebates
- Religious Formation Fees
- Interest Income
- Fundraising Income net of Expenses
- Stock Gifts / Bequests / Donations
- Rebate - Catholic Community & CMA

ST JOSEPH CHURCH EXPENSES



- Salaries & Benefits
- Assessments
- Plant Expenses & Utilities
- Office-Rectory- Church
- Religious Formation Expenses
- Extraordinary Repairs & Improvements

ST JUDE STATEMENT OF OPERATIONS

	ACTUAL FYE June 30, 2025	BUDGET FYE June 30, 2025	ACTUAL FYE June 30, 2024	BUDGET FYE June 30, 2026
Church Revenues:				
Sunday & Holyday Collections	\$ 850,956	\$ 825,000	\$ 827,836	\$ 854,000
Festival (Net Profit)	133,602	92,000	106,579	108,000
Bingo (Net Profit)	46,899	64,000	54,381	47,000
365 Raffle (Net Profit)	5,357	8,000	6,112	5,800
Religious Formation Fees	3,773	4,500	3,430	3,000
Interest Income	18,512	25,000	26,988	12,000
Other - Votives, Mass Stipends, etc	42,583	35,000	38,471	35,500
Total Church Revenues	\$ 1,101,682	\$ 1,053,500	\$ 1,063,797	\$ 1,065,300

Church Expenses:				
Salaries & Benefits	\$ 423,881	\$ 459,860	\$ 397,515	\$ 446,890
Office - Rectory - Church	132,489	138,200	152,521	146,400
Archdiocesan Assessments	100,980	101,000	100,512	100,600
Religious Formation Expenses	9,164	8,500	3,487	8,500
Interest Expense	1,716	2,500	2,861	1,200
Plant Expenses & Utilities	70,507	81,100	104,978	85,500
Total Church Expenses	\$ 738,737	\$ 791,160	\$ 761,874	\$ 789,090
Church Revenues less Expenses	\$ 362,945	\$ 262,340	\$ 301,923	\$ 276,210

School Revenues:				
Tuition, Fees, Scholarships & Aid	\$ 2,661,137	\$ 2,561,645	\$ 2,393,731	\$ 2,783,500
After Care / Prof Fees / Cafeteria	70,863	73,000	76,689	80,800
Gifts & Other Donations & Rebates	31,551	14,000	23,082	15,000
State Admin Cost Reimbursement	221,413	215,000	218,061	221,000
Total School Revenues	\$ 2,984,964	\$ 2,863,645	\$ 2,711,563	\$ 3,100,300

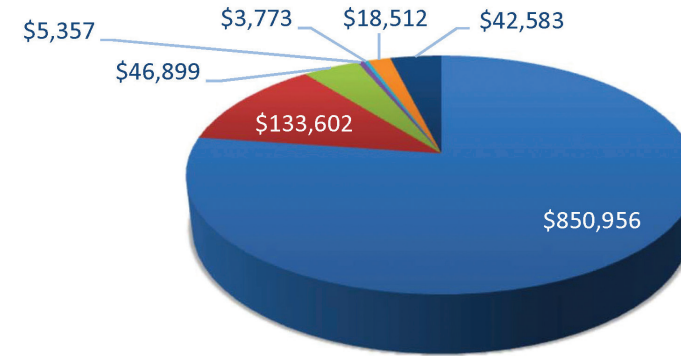
School Expenses:				
Salaries & Benefits	\$ 2,592,072	\$ 2,721,375	\$ 2,352,112	\$ 2,753,720
Administrative-Other	135,583	113,900	113,205	137,300
After Care Expenses	59,725	76,900	76,663	64,890
Plant Expenses & Utilities	213,018	207,900	220,226	273,900
Extraordinary Repairs & Improvements	65,075	-	76,043	-
Total School Expenses	\$ 3,065,473	\$ 3,120,075	\$ 2,838,249	\$ 3,229,810
School Revenues less Expenses	\$ (80,509)	\$ (256,430)	\$ (126,686)	\$ (129,510)

Church & School Revenues less Expenses before Extraordinary Items	\$ 282,436	\$ 5,910	\$ 175,237	\$ 146,700
--	-------------------	-----------------	-------------------	-------------------

Parish Extraordinary Income from 2020 & 2021	
Rebates-IRS Employee Retention Credits	\$ 1,080,064
Interest Income-IRS Rebates	293,388
Extraordinary Income	\$ 1,373,452

ST JUDE CHURCH REVENUE

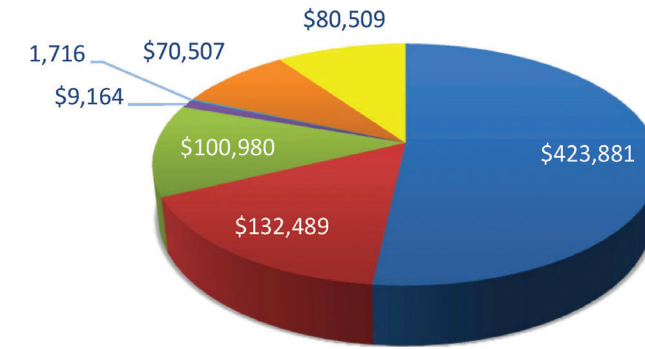
Total = \$1,101,682



- Sunday & Holyday Collections
- Bingo (Net Profit)
- Religious Formation Fees
- Other - Votives, Mass Stipends, etc
- Festival (Net Profit)
- 365 Raffle (Net Profit)
- Interest Income

ST JUDE CHURCH EXPENSES

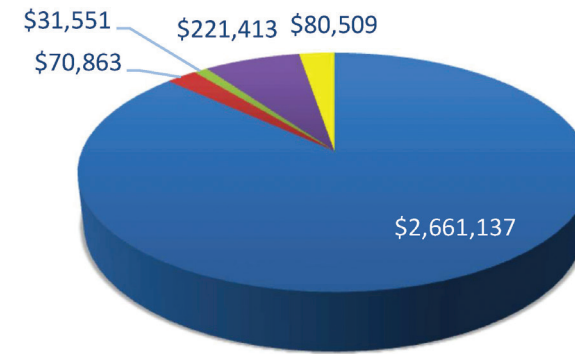
Total \$738,737 + \$80,509 = \$819,246



- Salaries & Benefits
- Archdiocesan Assessments
- Interest Expense
- Direct Parish support to School
- Office - Rectory - Church
- Religious Formation Expenses
- Plant Expenses & Utilities

ST JUDE SCHOOL REVENUE

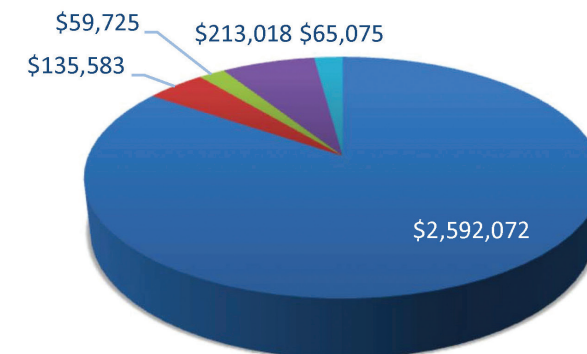
Total \$2,984,964 + \$80,509 = \$3,065,473



- Tuition, Fees, Scholarships & Aid
- Gifts & Other Donations & Rebates
- Direct Parish support to School
- After Care / Prof Fees / Cafeteria
- State Admin Cost Reimbursement

ST JUDE SCHOOL EXPENSES

Total = \$3,065,473



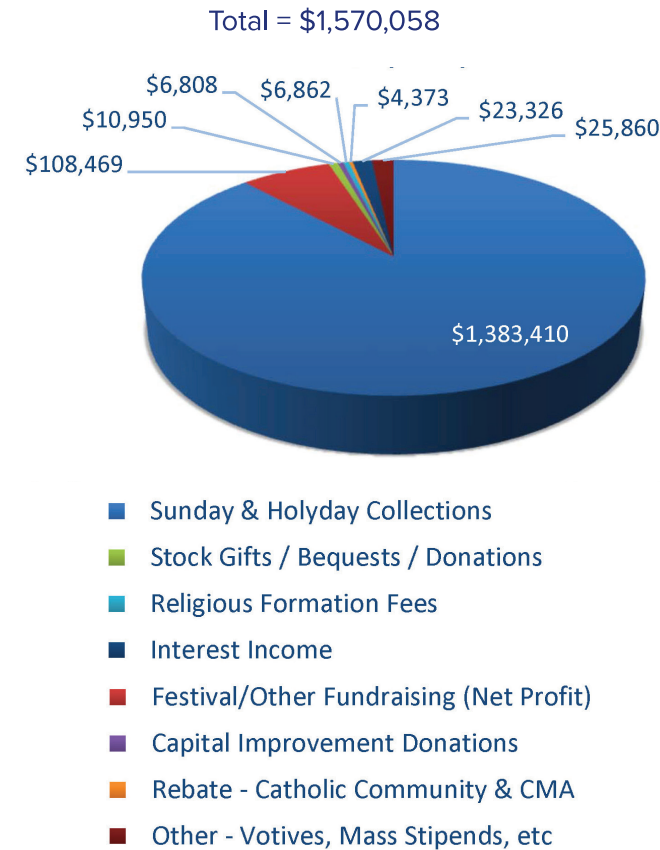
- Salaries & Benefits
- After Care Expenses
- Extraordinary Repairs & Improvements
- Administrative-Other
- Plant Expenses & Utilities

- Revenues exceeded expenses from operations for 2024-2025 by \$282,436. Much higher than the \$5,910 budgeted. Increased contributions and festival profits along with increased tuition and savings from school staffing changes and reduced health insurance needs.
- Tuition increases over budget: higher enrollment and fewer families requesting active parishioner scholarships due to increased EdChoice eligibility.
- Collections and other donations increased by \$23,100 and festival profits increased by \$27,000.
- Tuition saved by school families from EdChoice Scholarships equaled \$1,978,400 in 2024-2025.
- Parish scholarships awarded in 2024-2025 reduced net tuition received by \$498,700.
- The parish received extraordinary income in 2025 from the IRS Employee Retention Credits (ERC) program. Due to the decline in revenues during COVID in 2020 and 2021 with no festival or Octoberfest and a decline from bingo, St. Jude was eligible to apply for these credits. This has allowed St. Jude to restore bank accounts that were depleted by the \$950,000 spent for air conditioning in the school and church and other improvements in 2022. These funds from ERC will be retained in savings for future capital repairs and improvements at St. Jude.

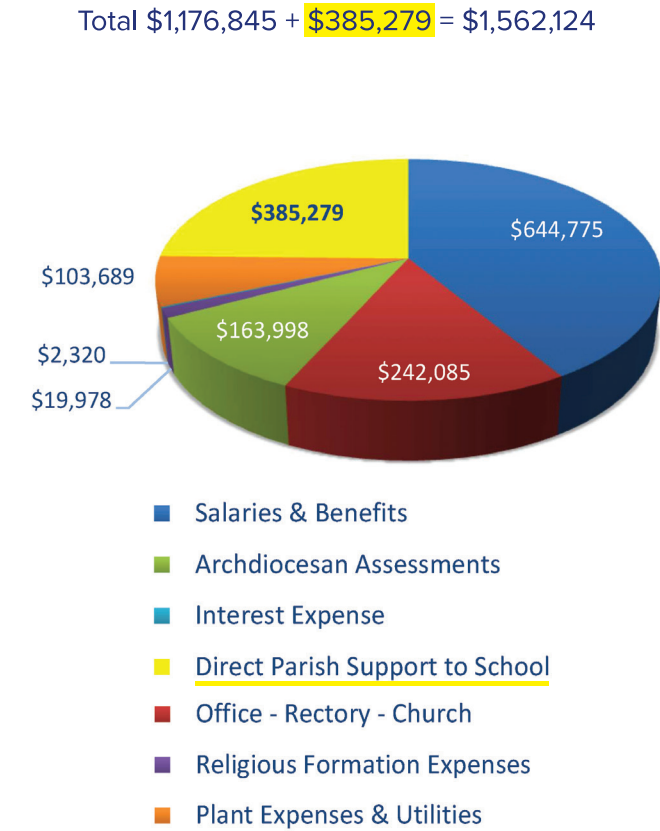
VISITATION STATEMENT OF OPERATIONS

	ACTUAL FYE June 30, 2025	BUDGET FYE June 30, 2025	ACTUAL FYE June 30, 2024	BUDGET FYE June 30, 2026
Church Revenues:				
Sunday & Holyday Collections	\$ 1,383,410	\$ 1,513,000	\$ 1,459,996	\$ 1,433,000
Festival/Other Fundraising (Net Profit)	108,469	141,000	140,423	113,200
Stock Gifts / Bequests / Donations	10,950	40,000	39,709	10,000
Capital Improvement Donations	6,808	9,000	9,455	7,400
Religious Formation Fees	6,862	8,000	4,600	6,500
Rebate - Catholic Community & CMA	4,373	-	61,750	3,400
Interest Income	23,326	25,000	27,202	20,000
Other - Votives, Mass Stipends, etc	25,860	26,500	24,584	24,900
Total Church Revenues	\$ 1,570,058	\$ 1,762,500	\$ 1,767,719	\$ 1,618,400
Church Expenses:				
Salaries & Benefits	\$ 644,775	\$ 628,880	\$ 687,786	\$ 677,470
Office - Rectory - Church	242,085	234,600	228,798	238,340
Archdiocesan Assessments	163,998	167,200	166,554	178,800
Religious Formation Expenses	19,978	21,500	18,303	23,000
Interest Expense	2,320	14,000	13,213	-
Plant Expenses & Utilities	103,689	100,800	109,018	111,080
Total Church Expenses	\$ 1,176,845	\$ 1,166,980	\$ 1,223,672	\$ 1,228,690
Church Revenues less Expenses	\$ 393,213	\$ 595,520	\$ 544,047	\$ 389,710
School Revenues:				
Tuition, Fees, Scholarships & Aid	\$ 3,878,701	\$ 3,760,475	\$ 3,474,499	\$ 4,019,840
After Care / Prof Fees / Cafeteria	109,526	109,900	120,855	111,000
Gifts & Other Donations & Rebates	54,482	32,000	45,017	47,900
State Admin Cost Reimbursement	301,527	300,000	302,911	300,000
Total School Revenues	\$ 4,344,236	\$ 4,202,375	\$ 3,943,282	\$ 4,478,740
School Expenses:				
Salaries & Benefits	\$ 3,608,563	\$ 3,589,530	\$ 3,349,360	\$ 3,751,920
Administrative-Other	172,043	163,200	134,544	155,420
After Care Expenses	33,024	34,180	30,500	34,470
Preschool Expenses	239,193	234,260	209,145	254,110
Plant Expenses & Utilities	576,148	520,460	533,145	582,970
Extraordinary Repairs & Improvements	100,544	80,000	60,000	60,000
Total School Expenses	\$ 4,729,515	\$ 4,621,630	\$ 4,256,694	\$ 4,838,890
School Revenues less Expenses	\$ (385,279)	\$ (419,255)	\$ (313,412)	\$ (360,150)
Church & School Revenues less Expenses	\$ 7,934	\$ 176,265	\$ 230,635	\$ 29,560

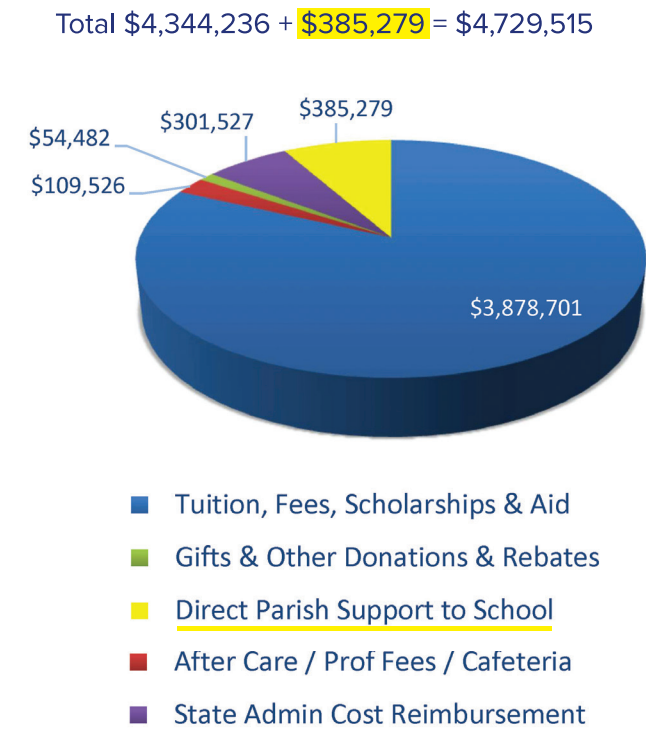
VISITATION CHURCH REVENUE



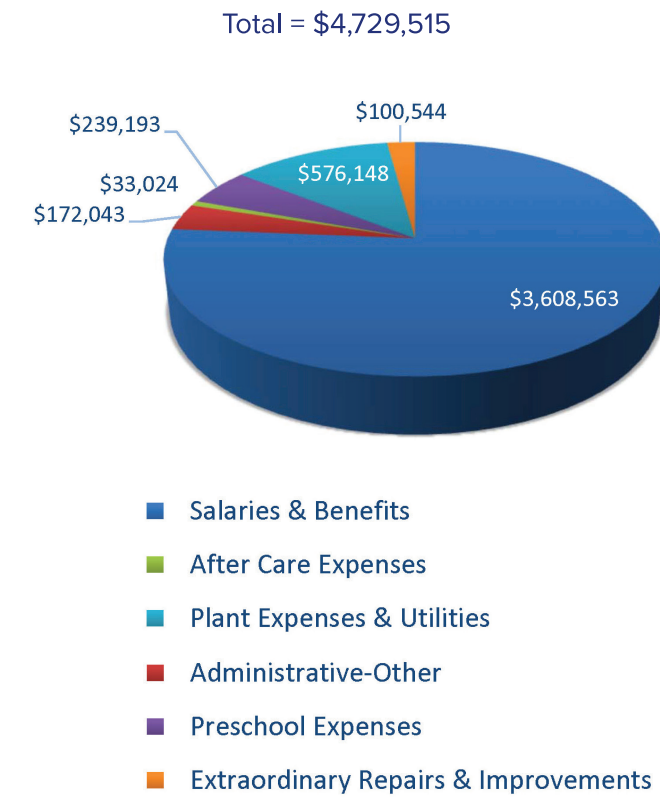
VISITATION CHURCH EXPENSES



VISITATION SCHOOL REVENUE



VISITATION SCHOOL EXPENSES



- Revenues exceeded expenses from operations for 2024-2025 by \$7,934. Lower than \$176,265 budgeted and \$230,635 actual from 2023-2024. Reduced contributions and lower festival profits.
- Tuition increases over budget: higher enrollment and fewer families requesting active parishioner scholarships due to increased EdChoice eligibility.
- Collections and other donations decreased by \$105,000 and festival profits decreased by \$32,000.
- Tuition saved by school families from EdChoice Scholarships equaled \$2,375,400 in 2024-2025.
- Parish scholarships awarded in 2024-2025 reduced net tuition received by \$688,400.
- Visitation was not eligible to apply for the IRS Employee Retention Credits since the decrease in revenue during the required COVID quarters in 2020 and 2021 did not meet the criteria. The revenues from the Visitation festival were substantially replaced by the major award raffle and the payroll expense needed for the application was previously used to obtain COVID PPP funds.